

GROWN-UPS!

Hungry Little Minds

Let's play shops!

These activities are great for developing your child's communication, language and literacy skills.

Ideas!

- Be a shopkeeper and open a pretend shop
- Make a shop sign
 - Wear your shopkeeper's badge
 - Make a price list
 - Make price labels
- Make play money
- Gather some things to sell in your shop
 - Be a shopper
 - Make a shopping list
 - Keep talking
- Have fun together!

Chat, play, read

Simple ways to help develop their hungry little minds.



3 top tips!

1. Get your child's attention. Turn off the TV and radio.
2. Let your child lead the play. Be a shopkeeper and a shopper. Switch roles.
3. Build on what they say. If your child says, 'apple' say, 'Yes, please. I'd love to buy an apple!'

Find ideas for simple, fun activities at

www.hungrylittleminds.campaign.gov.uk

and more at www.redan.co.uk/activities



HM Government

REDAN
PUBLISHING

Proud to support
Hungry Little Minds

GROWN-UPS!

Hungry Little Minds

Setting up:

Gather these items from around your house for playing shops such as:

- A till - You could use a printable or calculator too.
- Pretend food or things to buy. You could use old food packaging as long as it's child-safe.
- Dressing-up - aprons, hats, bags, wallets and purses.
- Your shopping printables.

Play shops together!



What to say:

- Ask your child if they would like to be a shopper or a shopkeeper.
- Relax, have fun and keep talking!
- Model things shoppers and shopkeepers may say.
 - Good morning. May I help you?
 - How much are two apples, please?
- Swap roles.

Types of play supported: Symbolic Play, Socio-Dramatic Play, Social Play, Creative Play, Communication Play, Dramatic Play, Exploratory Play, Fantasy Play, Mastery Play, Object Play, Role Play.

Areas of Learning & Early Learning Goals as set out in the Statutory Framework for the Early Years Foundation stage (2021):

Communication and Language Development - Giving Children opportunities to speak and listen in a range of situations and to develop their confidence and skills in expressing themselves. **Associated Early Learning Goals: ELG 01, ELG 02, ELG 03.** **Physical Development** - Providing opportunities for young children to be active and interactive, and to develop their co-ordination, control and movement. Children must also be helped to understand the importance of physical activity, and to make healthy choices in relation to food. **Associated Early Learning Goals: ELG 04, ELG05.** **Personal, Social and Emotional Development** - Helping children to develop a positive sense of themselves and others. To form positive relationships and develop respect for others; to develop social skills and learn how to manage their feelings; to understand appropriate behaviour in groups; and to have confidence in their own abilities. **Associated Early Learning Goals: ELG 06, ELG 07, ELG 08.** **Literacy Development** - Encouraging children to read and write, both through listening to others reading, and being encouraged to begin to read and write themselves. Children must be given access to a wide range of reading materials - for example books, poems, and other materials to ignite their interest. **Associated Early Learning Goals: ELG 09, ELG 10.** **Mathematics** - Providing children with opportunities to practise and improve their skills in counting numbers, calculating simple addition and subtraction problems and to describe shapes, spaces and measures. **Associated Early Learning Goals: ELG 11, ELG 12.** **Understanding of the World** - Guiding children to make sense of their physical world and their community through opportunities to explore, observe and find out about people, places, technology and the environment. **Associated Early Learning Goals: ELG 13, ELG 14, ELG 15.** **Expressive Arts and Design** - Supporting children to explore and play with a wide range of media and materials, as well as providing opportunities and encouragement for sharing their thoughts, ideas and feelings through a variety of activities in art, music, movement, dance, role play, and design and technology. **Associated Early Learning Goals: ELG 16, ELG 17.**



HM Government

REDAN
PUBLISHING

Proud to support
Hungry Little Minds



Shop signs

Cut these shop signs along the dotted lines and fold along the straight lines. Use them to set up your shop.



WELCOME SUPERMARKET

© Redan Publishing Ltd

WELCOME SUPERMARKET

Opening hours:

Sunday	Closed
Monday	8.00am-9.00pm
Tuesday	8.00am-9.00pm
Wednesday	8.00am-9.00pm
Thursday	8.00am-9.00pm
Friday	8.00am-9.00pm
Saturday	7.00am-6.00pm

© Redan Publishing Ltd

WELCOME SUPERMARKET

Employee of the month!

Write name above.

© Redan Publishing Ltd

OPEN

© Redan Publishing Ltd

CLOSED
















© Redan Publishing Ltd





Badges and loyalty cards

Cut these job badges, loyalty cards and price labels along the dotted lines. Use them in your shop.













<p>WELCOME SUPERMARKET</p> <p>Cashier</p> <p>Write name above.</p> <p><small>© Redan Publishing Ltd</small></p>	<p>WELCOME SUPERMARKET</p> <p>Shop Manager</p> <p>Write name above.</p> <p><small>© Redan Publishing Ltd</small></p>	<p>WELCOME SUPERMARKET</p> <p>Shop Assistant</p> <p>Write name above.</p> <p><small>© Redan Publishing Ltd</small></p>
<p>WELCOME SUPERMARKET</p> <p>Loyalty card</p> <p>Write name above.</p>  <p>Colour a star each time you shop:</p>  <p><small>© Redan Publishing Ltd</small></p>	<p>WELCOME SUPERMARKET</p> <p>Loyalty card</p> <p>Write name above.</p>  <p>Colour a star each time you shop:</p>  <p><small>© Redan Publishing Ltd</small></p>	<p>WELCOME SUPERMARKET</p> <p>Loyalty card</p> <p>Write name above.</p>  <p>Colour a star each time you shop:</p>  <p><small>© Redan Publishing Ltd</small></p>
<p>WELCOME SUPERMARKET</p> <p>Loyalty card</p> <p>Write name above.</p>  <p>Colour a star each time you shop:</p>  <p><small>© Redan Publishing Ltd</small></p>	<p>WELCOME SUPERMARKET</p> <p>Loyalty card</p> <p>Write name above.</p>  <p>Colour a star each time you shop:</p>  <p><small>© Redan Publishing Ltd</small></p>	<p>WELCOME SUPERMARKET</p> <p>Loyalty card</p> <p>Write name above.</p>  <p>Colour a star each time you shop:</p>  <p><small>© Redan Publishing Ltd</small></p>
<p>WELCOME SUPERMARKET</p> <p>Loyalty card</p> <p>Write name above.</p>  <p>Colour a star each time you shop:</p>  <p><small>© Redan Publishing Ltd</small></p>	<p>WELCOME SUPERMARKET</p> <p>Loyalty card</p> <p>Write name above.</p>  <p>Colour a star each time you shop:</p>  <p><small>© Redan Publishing Ltd</small></p>	<p>WELCOME SUPERMARKET</p> <p>Loyalty card</p> <p>Write name above.</p>  <p>Colour a star each time you shop:</p>  <p><small>© Redan Publishing Ltd</small></p>





Price tags

Cut these price tags along the dotted lines and fold along the straight lines. Use them to set up your shop.













<p>WELCOME SUPERMARKET</p> <p>bananas</p> <p>Write price above.</p> 	<p>WELCOME SUPERMARKET</p> <p>apples</p> <p>Write price above.</p> 	<p>WELCOME SUPERMARKET</p> <p>oranges</p> <p>Write price above.</p> 
<p>WELCOME SUPERMARKET</p> <p>bread</p> <p>Write price above.</p> 	<p>WELCOME SUPERMARKET</p> <p>cereal</p> <p>Write price above.</p> 	<p>WELCOME SUPERMARKET</p> <p>milk</p> <p>Write price above.</p> 
<p>WELCOME SUPERMARKET</p> <p>eggs</p> <p>Write price above.</p> 	<p>WELCOME SUPERMARKET</p> <p>yogurt</p> <p>Write price above.</p> 	<p>WELCOME SUPERMARKET</p> <p>juice</p> <p>Write price above.</p> 
<p>WELCOME SUPERMARKET</p> <p>carrots</p> <p>Write price above.</p> 	<p>WELCOME SUPERMARKET</p> <p>tomatoes</p> <p>Write price above.</p> 	<p>WELCOME SUPERMARKET</p> <p>broccoli</p> <p>Write price above.</p> 





Price tags

Cut these price tags along the dotted lines and fold along the straight lines. Use them to set up your shop.













<p>WELCOME SUPERMARKET</p> <p>grapes</p> <p>Write price above.</p> 	<p>WELCOME SUPERMARKET</p> <p>asparagus</p> <p>Write price above.</p> 	<p>WELCOME SUPERMARKET</p> <p>kiwi</p> <p>Write price above.</p> 
<p>WELCOME SUPERMARKET</p> <p>potatoes</p> <p>Write price above.</p> 	<p>WELCOME SUPERMARKET</p> <p>rice</p> <p>Write price above.</p> 	<p>WELCOME SUPERMARKET</p> <p>pasta</p> <p>Write price above.</p> 
<p>WELCOME SUPERMARKET</p> <p>courgette</p> <p>Write price above.</p> 	<p>WELCOME SUPERMARKET</p> <p>pepper</p> <p>Write price above.</p> 	<p>WELCOME SUPERMARKET</p> <p>aubergine</p> <p>Write price above.</p> 
<p>WELCOME SUPERMARKET</p> <p>peas</p> <p>Write price above.</p> 	<p>WELCOME SUPERMARKET</p> <p>sweetcorn</p> <p>Write price above.</p> 	<p>WELCOME SUPERMARKET</p> <p>noodles</p> <p>Write price above.</p> 





Price tags

Cut these price tags along the dotted lines and fold along the straight lines. Add the product and use them to set up your shop.

<p>© Redan Publishing Ltd</p> <p>WELCOME SUPERMARKET</p> <p>Write price above.</p> 	<p>© Redan Publishing Ltd</p> <p>WELCOME SUPERMARKET</p> <p>Write price above.</p> 	<p>© Redan Publishing Ltd</p> <p>WELCOME SUPERMARKET</p> <p>Write price above.</p> 
<p>© Redan Publishing Ltd</p> <p>WELCOME SUPERMARKET</p> <p>Write price above.</p> 	<p>© Redan Publishing Ltd</p> <p>WELCOME SUPERMARKET</p> <p>Write price above.</p> 	<p>© Redan Publishing Ltd</p> <p>WELCOME SUPERMARKET</p> <p>Write price above.</p> 
<p>© Redan Publishing Ltd</p> <p>WELCOME SUPERMARKET</p> <p>Write price above.</p> 	<p>© Redan Publishing Ltd</p> <p>WELCOME SUPERMARKET</p> <p>Write price above.</p> 	<p>© Redan Publishing Ltd</p> <p>WELCOME SUPERMARKET</p> <p>Write price above.</p> 
<p>© Redan Publishing Ltd</p> <p>WELCOME SUPERMARKET</p> <p>Write price above.</p> 	<p>© Redan Publishing Ltd</p> <p>WELCOME SUPERMARKET</p> <p>Write price above.</p> 	<p>© Redan Publishing Ltd</p> <p>WELCOME SUPERMARKET</p> <p>Write price above.</p> 






Posters

Cut these price tags along the dotted lines and fold along the straight lines. Use them to set up your shop.

WELCOME SUPERMARKET

Dairy



© Redan Publishing Ltd

WELCOME SUPERMARKET

Bakery



© Redan Publishing Ltd



HM Government

REDAN PUBLISHING

Proud to support Hungry Little Minds



Posters

Cut these price tags along the dotted lines and fold along the straight lines. Use them to set up your shop.

WELCOME SUPERMARKET

Vegetables



© Redan Publishing Ltd



WELCOME SUPERMARKET

Today's special



© Redan Publishing Ltd



HM Government

REDAN
PUBLISHING

Proud to support
Hungry Little Minds



Posters

Cut these price tags along the dotted lines and fold along the straight lines. Use them to set up your shop.

WELCOME SUPERMARKET



Fruit



© Redan Publishing Ltd

WELCOME SUPERMARKET

3 for 2 offer



© Redan Publishing Ltd



HM Government

REDAN
PUBLISHING

Proud to support
Hungry Little Minds



Shopping List

Print out the shopping list below for your child to fill in. Let your child take the lead and do the mark-making.

eggs

apples

milk

carrots

broccoli

bread

pasta

noodles

peas





Shopping List

Print out the shopping list below for your child to fill in. Let your child take the lead and do the mark-making.

<hr/>	<input type="checkbox"/>	<hr/>	<input type="checkbox"/>
<hr/>	<input type="checkbox"/>	<hr/>	<input type="checkbox"/>
<hr/>	<input type="checkbox"/>	<hr/>	<input type="checkbox"/>
<hr/>	<input type="checkbox"/>	<hr/>	<input type="checkbox"/>
<hr/>	<input type="checkbox"/>	<hr/>	<input type="checkbox"/>
<hr/>	<input type="checkbox"/>	<hr/>	<input type="checkbox"/>

© Redan Publishing Ltd





Price List

Print out the shopping list below for your child to add the prices. Let your child take the lead and do the mark-making.

WELCOME SUPERMARKET

apples _____

asparagus _____

aubergine _____

bananas _____

beans _____

bread _____

broccoli _____

carrots _____

cereal _____

cheese _____

courgette _____

dog treats _____

eggs _____

fish fingers _____

grapes _____

herbs _____

ice cream _____

juice _____

kiwi _____

lemon _____

milk _____

noodles _____

oranges _____

pasta _____

peas _____

pepper _____

potatoes _____

quiche _____

rice _____

strawberries _____

sweetcorn _____

tomatoes _____

unsalted butter _____

vegetable oil _____

watermelon _____

yogurt _____

© Redan Publishing Ltd





Scanner

Cut this scanner along the dotted lines and use it in your shop.

WELCOME SUPERMARKET

Scan and Pay



apples



bananas



oranges



broccoli



carrots



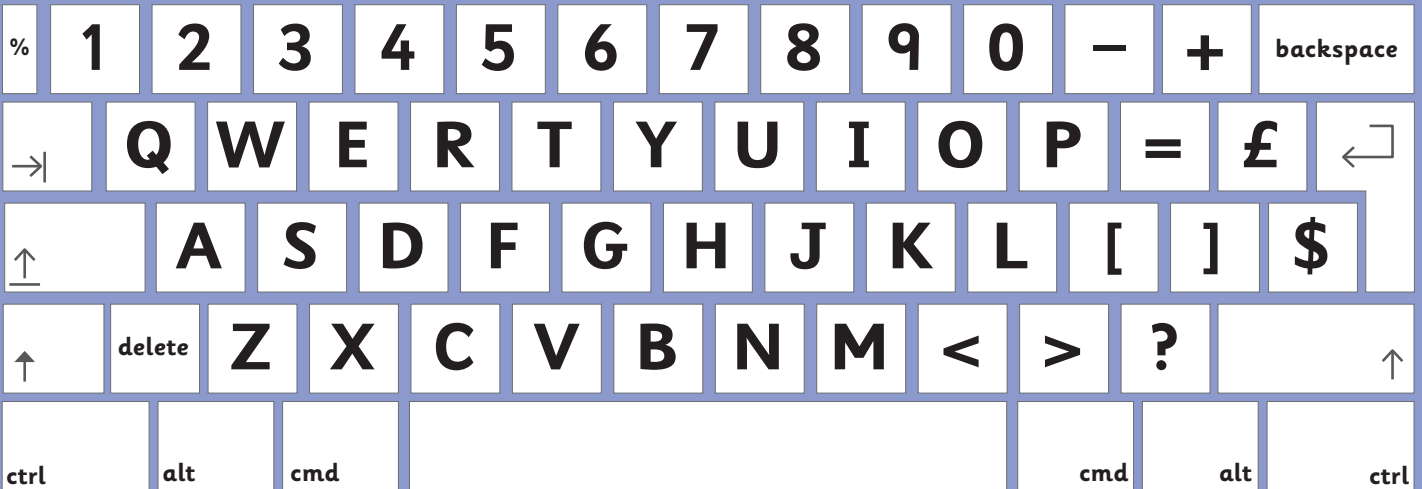
peas

more →

help ?

checkout

|



© Redan Publishing Ltd



HM Government

REDAN PUBLISHING

Proud to support Hungry Little Minds



Make Play Money

Print and cut out this play money to use in your shop. Use it to buy shopping and give change, if you need to.

<p>5 banknotes</p> <p>5</p> <p>five five five five five</p> <p>5 banknotes 5 banknotes 5 banknotes 5 banknotes</p> <p>© Redan Publishing Ltd</p>	<p>5 banknotes</p> <p>5</p> <p>five five five five five</p> <p>5 banknotes 5 banknotes 5 banknotes 5 banknotes</p> <p>© Redan Publishing Ltd</p>
<p>5 banknotes</p> <p>5</p> <p>five five five five five</p> <p>5 banknotes 5 banknotes 5 banknotes 5 banknotes</p> <p>© Redan Publishing Ltd</p>	<p>5 banknotes</p> <p>5</p> <p>five five five five five</p> <p>5 banknotes 5 banknotes 5 banknotes 5 banknotes</p> <p>© Redan Publishing Ltd</p>
<p>10 banknotes</p> <p>10</p> <p>ten ten ten ten ten</p> <p>10 banknotes 10 banknotes 10 banknotes 10 banknotes</p> <p>© Redan Publishing Ltd</p>	<p>10 banknotes</p> <p>10</p> <p>ten ten ten ten ten</p> <p>10 banknotes 10 banknotes 10 banknotes 10 banknotes</p> <p>© Redan Publishing Ltd</p>
<p>20 banknotes</p> <p>20</p> <p>twenty twenty twenty twenty</p> <p>20 banknotes 20 banknotes 20 banknotes 20 banknotes</p> <p>© Redan Publishing Ltd</p>	<p>20 banknotes</p> <p>20</p> <p>twenty twenty twenty twenty</p> <p>20 banknotes 20 banknotes 20 banknotes 20 banknotes</p> <p>© Redan Publishing Ltd</p>

