

Let's make...
shadows!

Cut out the shapes and have fun making some animal shadows.

- You will need:**
- child-safe scissors
 - glue


Stick the opposite page on to some thin card. Then ask an adult to help you cut out the pieces. Carefully snip the black lines and swap each shape on and off your band.

Shadowy fact!



Shadows are formed when an object is too dense (opaque) to allow light to pass through it.

Hey! It's a tortoise.

Giraffe



Elephant



Deer



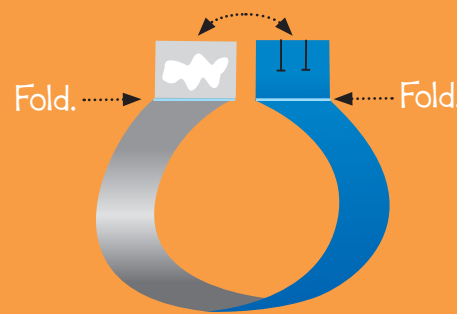
Dog



Tortoise



Measure the band around your hand or wrist. Fold the ends and glue together.



Slot on each animal. Hold your arm in front of a light to see the shadows.



Measure the band around your wrist first.

Glue here.