
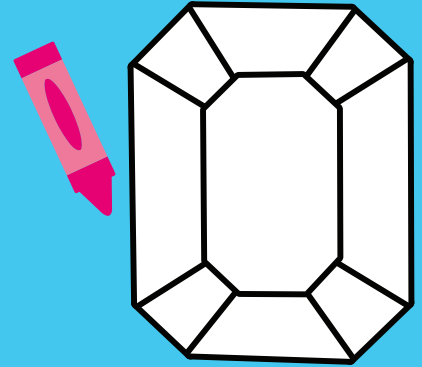


I wonder what Duggee has planned for you today, Squirrels?

STICKER
PAGE!

A-WOOF!

Colour the ruby to match the
one that Duggee is holding.



Add
Tag.

Add
Roly.

1. Hey, Duggee! A-woof! What are you polishing? Ooh. Shiny! Yes. That's a very shiny ruby. Where did it come from? Woof! Ah! The treasure hunt badge. What's a treasure hunt? It's when you look for something that is hidden, Roly. Oh.

FOLLOW THE MAP!

Let's **PLAY!**



You will need:
The cut-out dice and Squirrels from page 34 and as many as four friends to play with.

1. Pop your counters at the start then take it in turns to roll the dice and move that number of spaces.
2. Follow the instructions when you land on a space.
3. The first player to reach the finish, wins!



REDAN **Take time Make memories**
#RedanMemories


Parents: Send a picture of your child playing the game to heyduggee@redan.com for the chance to appear in the Clubhouse gallery and win a prize. Use #RedanMemories on social media!

Remember to include their name, age, address and phone number. See page 28 for competition/prize draw rules and privacy statement.




FIND

How many **frogs** in picture A?



How many **blue cups** in picture B?



Write the correct number in each box.

Find **six differences** between picture A and B, below.
Pop an **arrow sticker** by each difference in picture B.



found you


Find these things in the pictures above.
Pop a 'found you' sticker by each one when you see them.



Answers:

1. Duggie has vanished.
2. The pink jewel by Roly is blue.
3. The spider is lower in picture B.
4. Norry is holding a cup.
5. Betty is looking down.
6. Happy's glasses are a different colour.

NO PEEKING!



Finished?



Sticker here.

True or false?

Happy is holding a sock in picture A.

true?

false?

True or false?

There are two frogs in picture B.

true?

false?

Pop the correct **star sticker** down to answer.



Note for parents: Spot the difference activities help with communication, language and literacy skills by asking children to look carefully at what they see and matching elements within a picture.

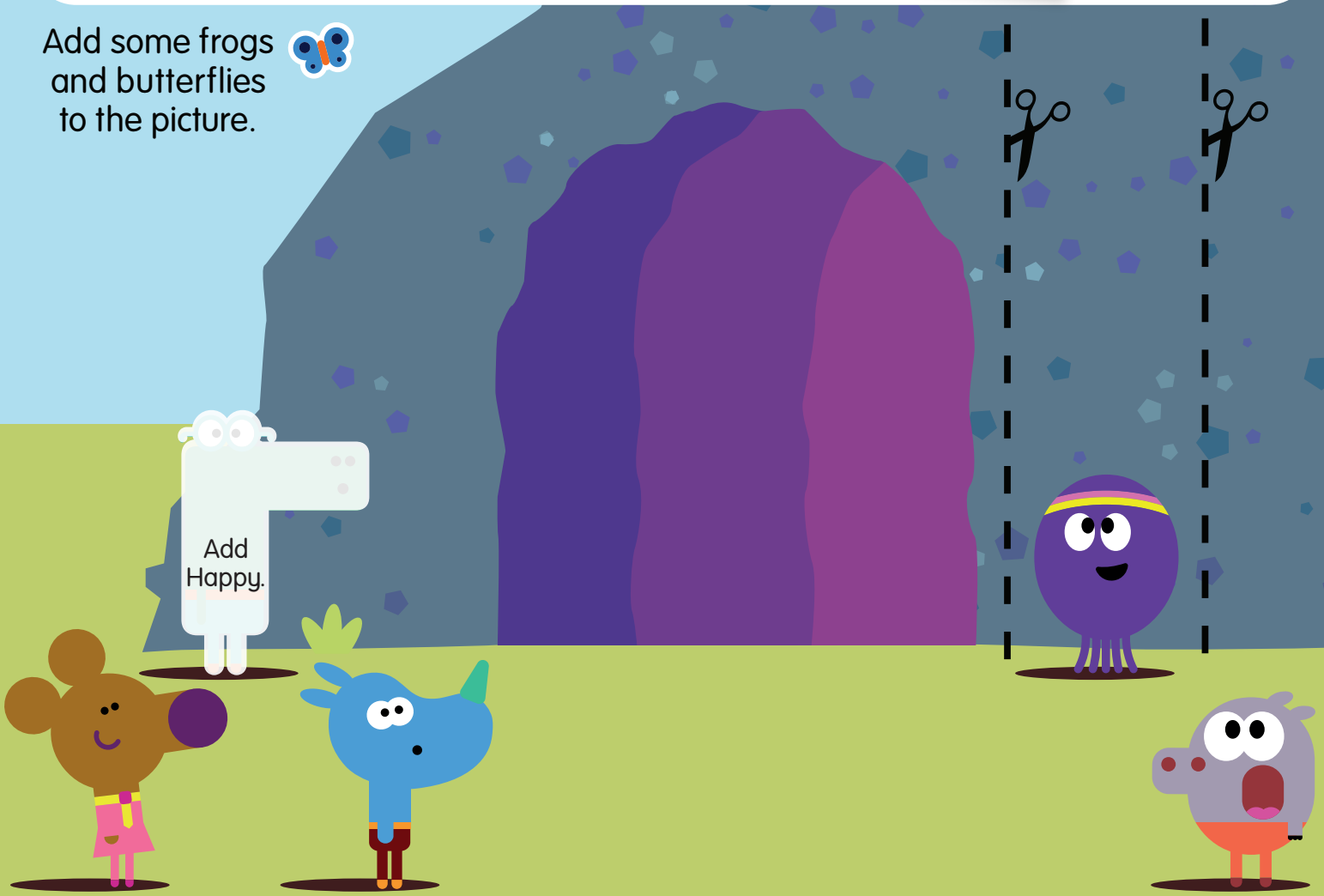
JOIN IN!

It's time to be a part of the story!

Ask an adult helper to cut along the dotted lines. Then push the cut-out stone 'X' from page 34 through the slots and use the tab to slide it backwards and forwards to open and close the secret entrance to the cave.



Add some frogs and butterflies to the picture.



8. Where could it be? Oh! What did you do, Betty? I just leaned on this little rock. Excellent work, Squirrels. You've found a secret entrance. YAY! Let's look inside!

Pop down the letter stickers to finish the sentence.